

ROOFING ORDER FORM

Customer

Order Date

Required Date

Quote #

Customer PO #

Contact Name

Contact Phone

Contact email

Delivery Address

Customer Pick Up ☐

Metpanels Organise Freight ☐

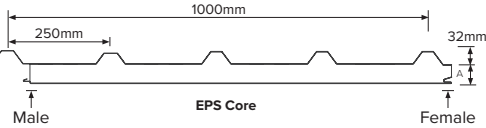
Client Organise Freight ☐

Offloading by Forklift ☐

Offloading by Crane ☐

Hiab to ground ☐

THERMOSPAN



Width
1000mm

Thickness (A)
50mm ☐
75mm ☐
100mm ☐
125mm ☐
150mm ☐
200mm ☐
250mm ☐
300mm ☐

Stock Colour Maxx

Cloud ☐

Titania ☐

Flaxpod ☐

Grey Friars ☐

Gull Grey ☐

Ironsand ☐

Sandstone Grey ☐

Custom colour:

Top External Profile

SPAN
Trapezoidal profile

Bottom Colour Maxx

Titania ☐

Maxx ☐

CP ☐

Bottom colour:

Bottom Internal Profile

Flat ☐

Silkline ☐

Mesa ☐

Rib ☐

Rebate/ Cutback

50mm ☐

75mm ☐

100mm ☐

125mm ☐

150mm ☐

175mm ☐

200mm ☐

225mm ☐

250mm ☐

Rebate/ Cutback

50mm ☐

75mm ☐

100mm ☐

125mm ☐

150mm ☐

175mm ☐

200mm ☐

225mm ☐

250mm ☐

Services Duct Size

20x20mm ☐

20x40mm ☐

F/M
Female as standard
1 side only

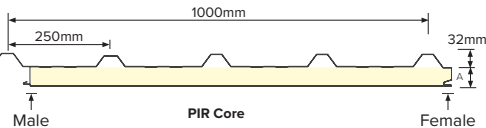
Services Duct Height

27mm ☐

34mm ☐

61mm ☐

ASPIRESPAN



Width
1000mm

Thickness (A)
50mm ☐
75mm ☐
100mm ☐
150mm ☐

Stock Colour Maxx

Cloud ☐

Titania ☐

Flaxpod ☐

Grey Friars ☐

Gull Grey ☐

Ironsand ☐

Sandstone Grey ☐

Custom colour:

Top External Profile

SPAN
Trapezoidal profile

Bottom Colour Maxx

Titania ☐

Maxx ☐

CP ☐

Bottom colour:

Bottom Internal Profile

Flat ☐

Silkline ☐

Mesa ☐

Rib ☐

Rebate/ Cutback

75mm ☐

100mm ☐

125mm ☐

150mm ☐

175mm ☐

200mm ☐

225mm ☐

250mm ☐

Rebate/ Cutback

75mm ☐

100mm ☐

125mm ☐

150mm ☐

175mm ☐

200mm ☐

225mm ☐

250mm ☐

Services Duct Size

20x20mm ☐

20x40mm ☐

F/M
Female as standard
1 side only

Services Duct Height

27mm ☐

34mm ☐

61mm ☐

SIZE/LENGTH/PACKAGING

OF PIECES
(Note: Orders less than 150m² incur a set-up fee)

LENGTH
(Min 1m Max is 24m)

PANEL PRINT NOTES
e.g. Project ID. (Printed on side of panels Max 50 letters)

PACK NOTES (Please specify how the panels are to be bundled together)

PREMIUM COLOURS

Additional set-up fee, longer lead-time and price premium apply

SCORIA

SLATE

LICHEN

PERMANENT GREEN

THUNDER GREY

SANDBAR

FLAXPOD MATT®

MIST GREEN

PIONEER RED

TIDAL DRIFT

TUITUFT

STONEPEAK MATTE

KARAKA

NEW DENIM

EBONY

WINDSOR GREY

SANDSCAPE

Note: All roof panel is manufactured and transported inverted.

CP – Coolroom Panel or internal only. Maxam - Colour steel - exterior only

MARCH 2025

FASCIA AND BARGE FLASHING DIMENSIONS

ThermoSpan EPS
& AspireSpan PIR

Rev. 1.1

RESIDENTIAL ROOFING

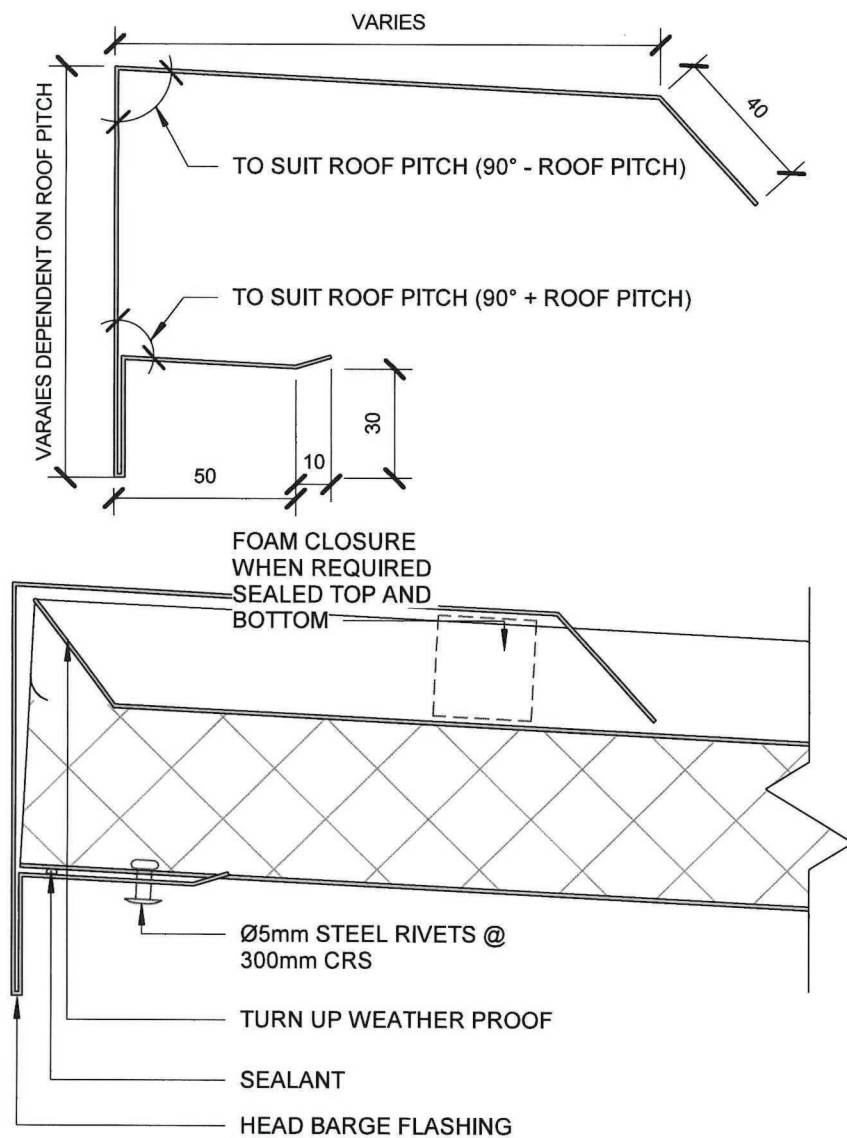
Reference RREPS

Date 30.01.2023

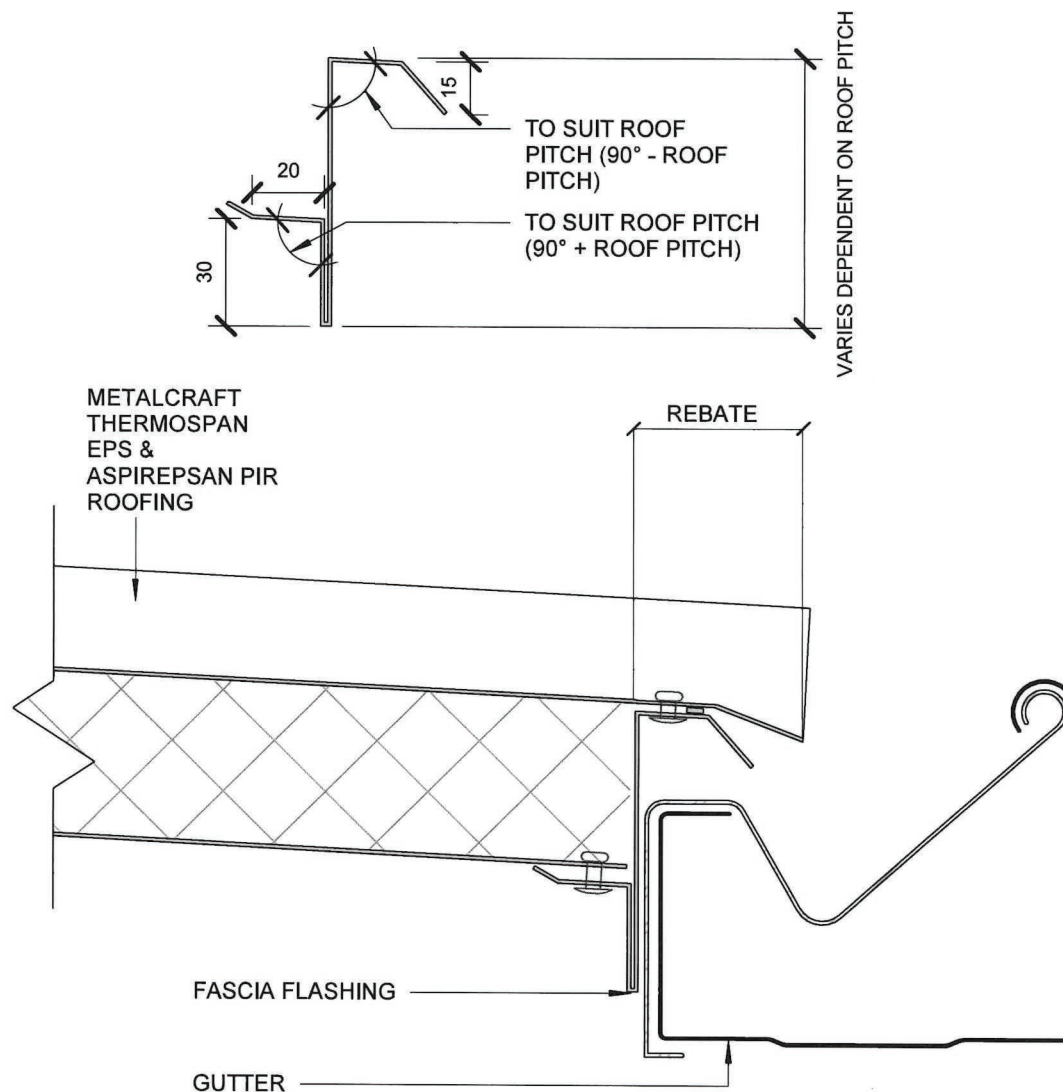
Scale 1 : 2

Sheet 24 / 32

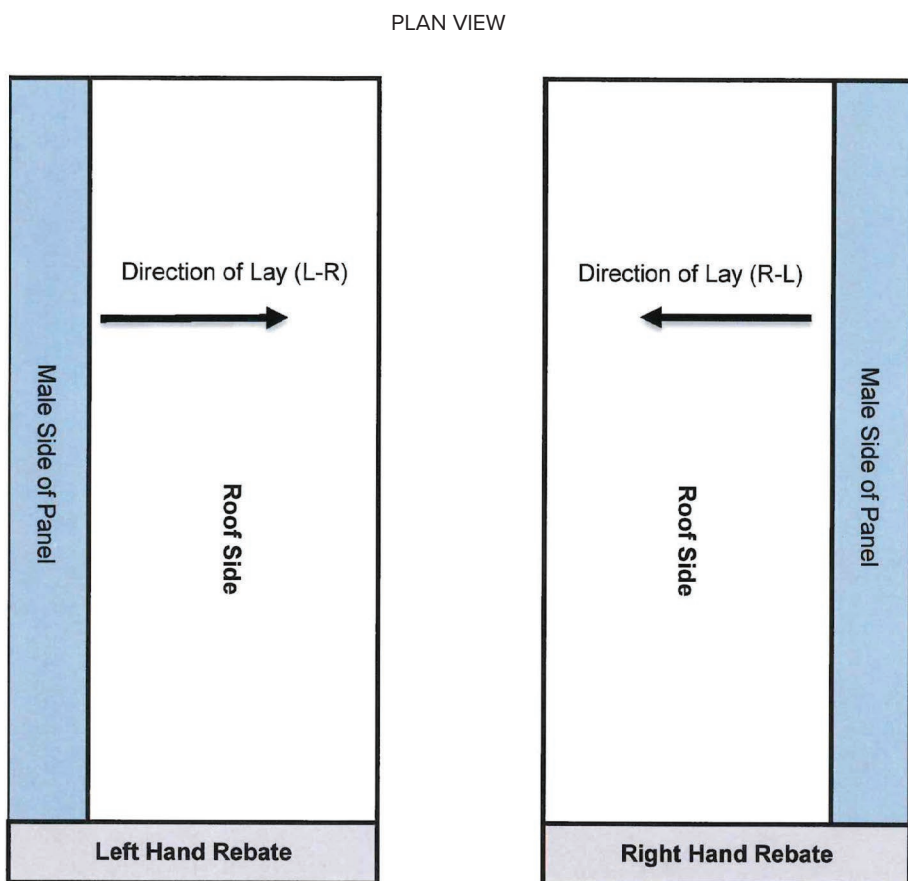
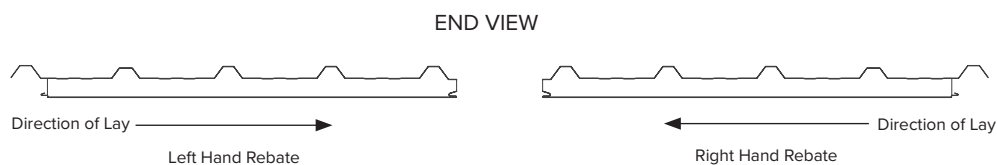
THERMOSPAN & ASPIRESPAN HEAD BARGE FLASHING



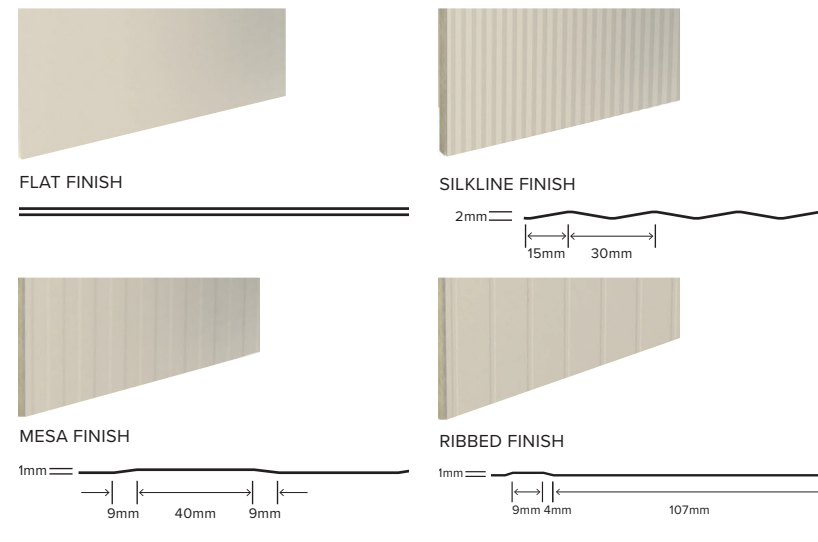
THERMOSPAN & ASPIRESPAN FASCIA FLASHING



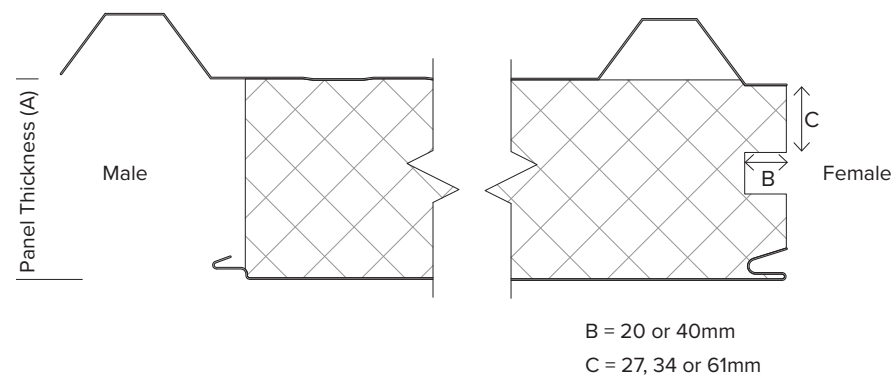
REBATE/CUTOUTS



PROFILES



SERVICE DUCT



TOLERANCES FOR PANELS

Width:	$W \pm 2\text{mm}$
Length:	$L \leq 5\text{m} \pm 5\text{mm}$
	$L > 5\text{m} \pm 10\text{mm}$
Thickness:	$T \leq 100\text{mm} \begin{matrix} +1\text{mm} \\ -2\text{mm} \end{matrix}$
	$T > 100\text{mm} \begin{matrix} +1.5\text{mm} \\ -2\text{mm} \end{matrix}$