

PANEL ORDER FORM

Customer

Order Date

Required Date

Quote #

Customer PO #

Contact Name

Contact Phone

Contact email

Delivery Address

Customer Pick Up ☐

Metpanels Organise Freight ☐

Client Organise Freight ☐

Offloading by Forklift ☐

Offloading by Crane ☐

Hiab to ground ☐

THERMOPANEL



Width 1200mm

Thickness

Top Colour

Top Profile

Bottom Colour

Bottom Internal Profile

Rebate/ Cutback

Rebate/ Cutback

Services Duct Size

50mm ☐

75mm ☐

100mm ☐

125mm ☐

150mm ☐

200mm ☐

250mm ☐

300mm ☐

Titania-CP/MAXAM

Cloud

Flaxpod

Grey Friars

Gull Grey

Ironsand

Sandstone Grey

Custom colour

Flat ☐

Ribbed ☐

Mesa (1 side only) ☐

Silkline (1 side only) ☐

Titania

Cloud

Flaxpod

Grey Friars

Gull Grey

Ironsand

Sandstone Grey

Maxx/Cp

Custom colour

Flat ☐

Ribbed ☐

Mesa (1 side only) ☐

Silkline (1 side only) ☐

LH

RH

50mm ☐

75mm ☐

100mm ☐

125mm ☐

150mm ☐

175mm ☐

200mm ☐

225mm ☐

250mm ☐

50mm ☐

75mm ☐

100mm ☐

125mm ☐

150mm ☐

175mm ☐

200mm ☐

225mm ☐

250mm ☐

20x20mm ☐

20x40mm ☐

F/M

Female as standard 1 side only

Services Duct Height

27mm ☐

34mm ☐

61mm ☐

ASPIREPANEL



Width 1000mm

Thickness

Top Colour

Top Profile

Bottom Colour

Bottom Internal Profile

Rebate/ Cutback

Rebate/ Cutback

Services Duct Size

50mm ☐

75mm ☐

100mm ☐

150mm ☐

Titania

Cloud

Flaxpod

Grey Friars

Gull Grey

Ironsand

Sandstone Grey

Maxx/Cp

Custom colour

Flat ☐

Ribbed ☐

Mesa (1 side only) ☐

Silkline (1 side only) ☐

Titania

Cloud

Flaxpod

Grey Friars

Gull Grey

Ironsand

Sandstone Grey

Maxx/Cp

Custom colour

Flat ☐

Ribbed ☐

Mesa (1 side only) ☐

Silkline (1 side only) ☐

LH

RH

75mm ☐

100mm ☐

125mm ☐

150mm ☐

175mm ☐

200mm ☐

225mm ☐

250mm ☐

75mm ☐

100mm ☐

125mm ☐

150mm ☐

175mm ☐

200mm ☐

27mm ☐

34mm ☐

61mm ☐

SIZE/LENGTH/PACKAGING

# OF PIECES

(Note: Orders less than 150m<sup>2</sup> incur a set-up fee)

LENGTH

(Min 1m Max is 24m)

PANEL PRINT NOTES

e.g. Project ID. (Printed on side of panels Max 50 letters)

PACK NOTES

(Please specify how the panels are to be bundled together)

PREMIUM COLOURS

Additional set-up fee, longer lead-time and price premium apply

SCORIA

SLATE

LICHEN

PERMANENT GREEN

THUNDER GREY

SANDBAR

FLAXPOD MATT®

MIST GREEN

PIONEER RED

TIDAL DRIFT

TUITUFT

STONEPEAK MATTE

KARAKA

NEW DENIM

EBONY

WINDSOR GREY

SANDSCAPE

CP – Coolroom Panel or internal only. Maxam - Colour steel - exterior

JULY 2024


## PROFILES



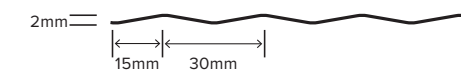
FLAT FINISH




MESA FINISH 1 side only



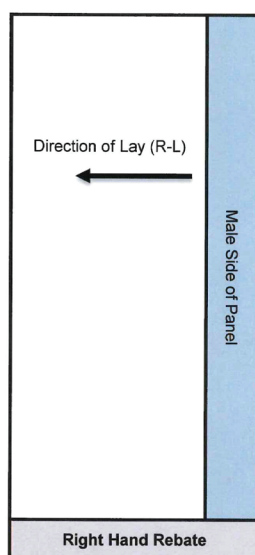
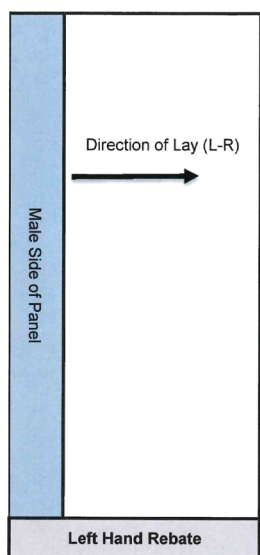
SILKLINE FINISH 1 side only



RIBBED FINISH

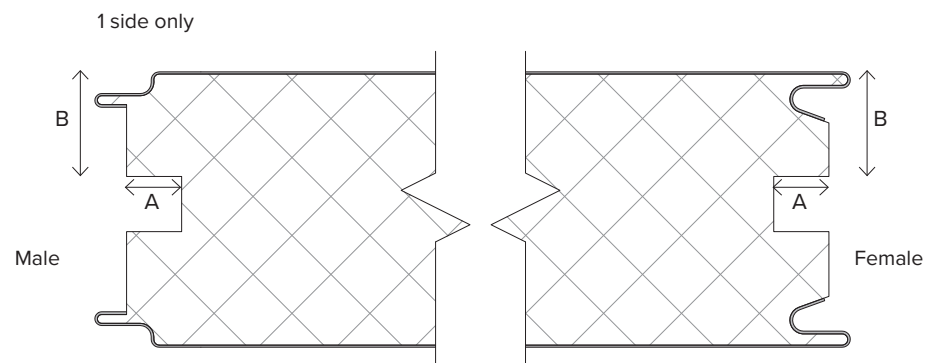


## REBATES



PLAN VIEW

## SERVICE DUCT



A = 20 or 40mm

B = 27, 34 or 61mm

## TOLERANCES FOR PANELS

Width:  $W \pm 2\text{mm}$

Length:  $L \leq 5\text{m} \pm 5\text{mm}$

$L > 5\text{m} \pm 10\text{mm}$

Thickness:  $T \leq 100\text{mm}$   $+1\text{mm}$   $-2\text{mm}$

$T > 100\text{mm}$   $+1.5\text{mm}$   $-2\text{mm}$