

PANEL ORDER FORM

Customer

Order Date

Required Date

Quote #

Customer PO #

Contact Name

Contact Phone

Contact email

Delivery Address

Customer Pick Up ☐

Metpanels Organise Freight ☐

Client Organise Freight ☐

Offloading by Forklift ☐

Offloading by Crane ☐

Hiab to ground ☐

THERMOPANEL



Width 1200mm

Thickness

50mm ☐

75mm ☐

100mm ☐

125mm ☐

150mm ☐

200mm ☐

250mm ☐

300mm ☐

Top Colour

Titania-CP/MAXAM

☐

☐

Cloud

☐

☐

Flaxpod

☐

☐

Grey Friars

☐

☐

Gull Grey

☐

☐

Ironsand

☐

☐

Sandstone Grey

☐

☐

Custom colour

Top Profile

Flat ☐

Ribbed ☐

Mesa (1 side only) ☐

Silkline (1 side only) ☐

Bottom Colour

Titania

☐

☐

Cloud

☐

☐

Flaxpod

☐

☐

Grey Friars

☐

☐

Gull Grey

☐

☐

Ironsand

☐

☐

Sandstone Grey

☐

☐

Maxx/Cp

☐

☐

Custom colour

Bottom Internal Profile

Flat ☐

Ribbed ☐

Mesa (1 side only) ☐

Silkline (1 side only) ☐

Rebate/ Cutback

50mm ☐

75mm ☐

100mm ☐

125mm ☐

LH 150mm ☐

175mm ☐

200mm ☐

225mm ☐

250mm ☐

Rebate/ Cutback

50mm ☐

75mm ☐

100mm ☐

125mm ☐

RH 150mm ☐

175mm ☐

200mm ☐

225mm ☐

250mm ☐

Services Duct Size

20x20mm ☐

20x40mm ☐

F/M ☐

Female as standard 1 side only ☐

Services Duct Height

27mm ☐

34mm ☐

61mm ☐

ASPIREPANEL



Width 1000mm

Thickness

50mm ☐

75mm ☐

100mm ☐

150mm ☐

Top Colour

Titania

☐

☐

Cloud

☐

☐

Flaxpod

☐

☐

Grey Friars

☐

☐

Gull Grey

☐

☐

Ironsand

☐

☐

Sandstone Grey

☐

☐

Maxx/Cp

☐

☐

Custom colour

Top Profile

Flat ☐

Ribbed ☐

Mesa (1 side only) ☐

Silkline (1 side only) ☐

Bottom Colour

Titania

☐

☐

Cloud

☐

☐

Flaxpod

☐

☐

Grey Friars

☐

☐

Gull Grey

☐

☐

Ironsand

☐

☐

Sandstone Grey

☐

☐

Maxx/Cp

☐

☐

Custom colour

Bottom Internal Profile

Flat ☐

Ribbed ☐

Mesa (1 side only) ☐

Silkline (1 side only) ☐

Rebate/ Cutback

75mm ☐

100mm ☐

125mm ☐

LH 150mm ☐

175mm ☐

200mm ☐

225mm ☐

250mm ☐

Rebate/ Cutback

75mm ☐

100mm ☐

125mm ☐

RH 150mm ☐

175mm ☐

200mm ☐

Services Duct Size

20x20mm ☐

20x40mm ☐

F/M ☐

Female as standard 1 side only ☐

Services Duct Height

27mm ☐

34mm ☐

61mm ☐

SIZE/LENGTH/PACKAGING

OF PIECES (Note: Orders less than 150m² incur a set-up fee)

LENGTH (Min 1m Max is 24m)

PANEL PRINT NOTES e.g. Project ID. (Printed on side of panels Max 50 letters)

PACK NOTES (Please specify how the panels are to be bundled together)

PREMIUM COLOURS

Additional set-up fee, longer lead-time and price premium apply

SCORIA

SLATE

LICHEN

PERMANENT GREEN

THUNDER GREY

SANDBAR

FLAXPOD MATT®

MIST GREEN

PIONEER RED

TIDAL DRIFT

TUITUFT

STONEPEAK MATTE

KARAKA

NEW DENIM

EBONY

WINDSOR GREY

SANDSCAPE


PROFILES



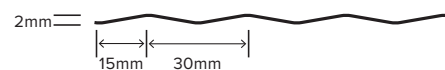
FLAT FINISH




MESA FINISH 1 side only



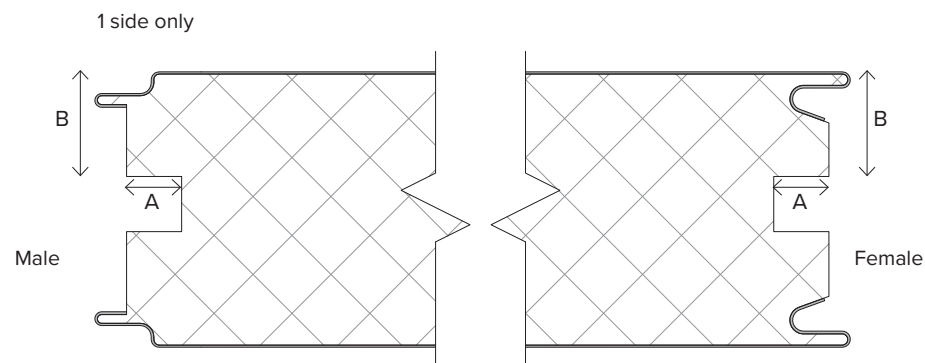
SILKLINE FINISH 1 side only



RIBBED FINISH



SERVICE DUCT



A = 20 or 40mm

B = 27, 34 or 61mm

TOLERANCES FOR PANELS

Width: $W \pm 2\text{mm}$

Length: $L \leq 5\text{m} \pm 5\text{mm}$

$L > 5\text{m} \pm 10\text{mm}$

Thickness: $T \leq 100\text{mm}$ $\begin{matrix} +1\text{mm} \\ -2\text{mm} \end{matrix}$

$T > 100\text{mm}$ $\begin{matrix} +1.5\text{mm} \\ -2\text{mm} \end{matrix}$